

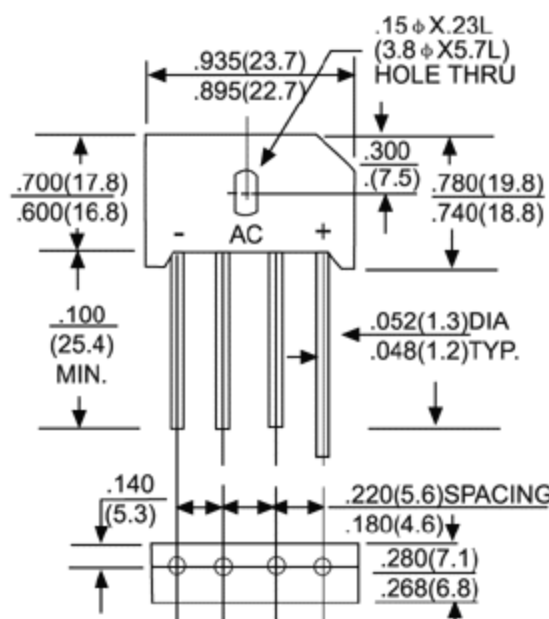
KBU/RS 4A/6A/8A SERIES

**SINGLE PHASE 4.0/6.0/8.0AMPS.
SILICON BRIDGE
RECTIFIERS**

**Voltage Range
50 to 1000 Volts
Current
4.0/6.0/8.0 Amperes**

FEATURES

- UL Recognized File # E-230084
- Surge overload rating - 200 ~ 300 amperes peak
- Ideal for printed circuit board
- Reliable low cost construction utilizing molded plastic technique
- Mounting Position: Any
- Mounting Torque: 5 In.lb.Max.



Dimensions in inches and (millimeters)

MAXIMUM RATINGS AND ELECTRICAL CHARACTERISTICS

Rating at 25°C ambient temperature unless otherwise specified.
Single phase, half wave, 50Hz, resistive or inductive load.
For capacitive load, derate current by 20%

Type Number		KBU4005	KBU401	KBU402	KBU404	KBU406	KBU408	KBU410	UNITS
		KBU6005	KBU601	KBU602	KBU604	KBU606	KBU608	KBU610	
		KBU8005	KBU801	KBU802	KBU804	KBU806	KBU808	KBU810	
		RS601	RS602	RS603	RS604	RS605	RS606	RS607	
Maximum Repetitive Peak Reverse Voltage	V _{RRM}	50	100	200	400	600	800	1000	V
Maximum RMS Bridge Voltage	V _{RMS}	35	70	140	280	420	560	700	V
Maximum DC Blocking Voltage	V _{DC}	50	100	200	400	600	800	1000	V
Maximum Average Forward Rectified Current at T _c =100°C T _A =50°C/40°C/45°C	I _{F(AV)}	4.0 4.0		6.0 6.0		8.0 6.0		A	
Peak Forward Surge Current, 8.3ms single half sine-wave super imposed on rated load (JEDEC Method)	I _{FSM}	200		250		300		A	
Maximum Instantaneous Forward Voltage Drop Per Leg at 2.0A/3.0A/4.0A	V _F	1.0		1.0		1.0		V	
Maximum Reverse Leakage at rated T _A =25°C DC Blocking Voltage Per Leg T _c =100°C	I _R	10 1		10 1		10 1		uA mA	
Operating and Storage Temperature Range	T _J , T _{STG}	-55 to +150							°C

RATING AND CHARACTERISTIC CURVES KBU/RS 4A/6A/8A SERIES

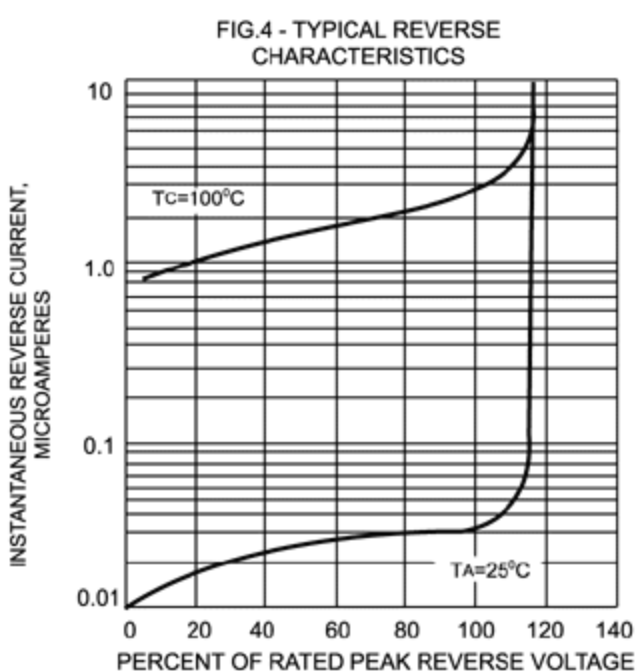
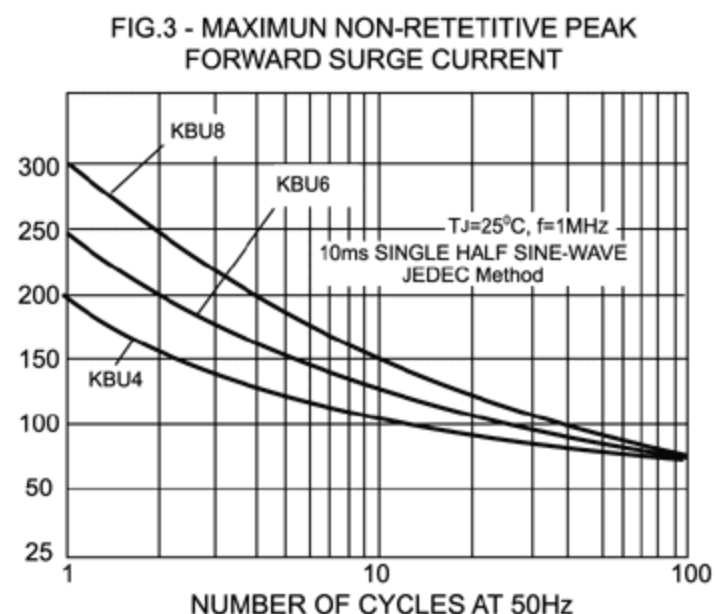
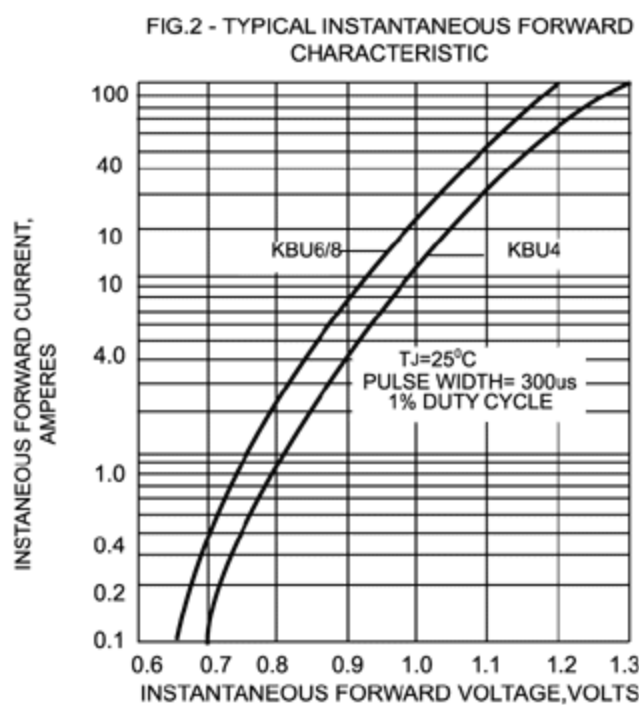
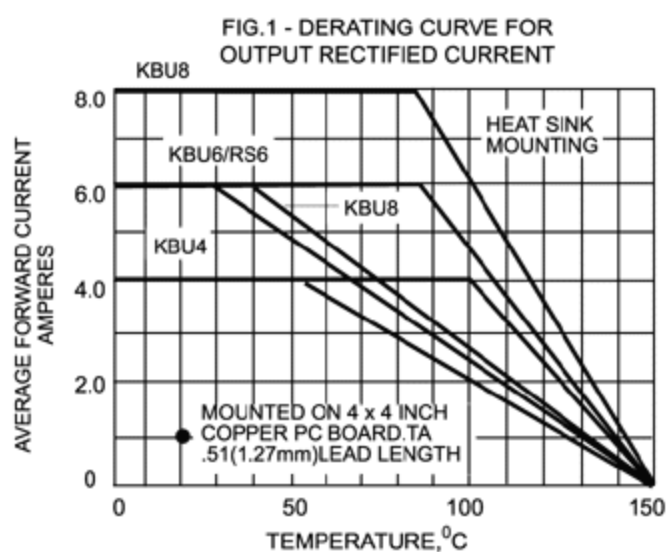


FIG. 5 - TYPICAL JUNCTION CAPACITANCE PER ELEMENT

